

AERZEN

SCREW COMPRESSORS

Aerzen Screw Compressor for Process Gas Technology

Compact system VMY – single-stage
compressor with oil injection for process gases



AERZEN

AERZENER MASCHINENFABRIK
GMBH

V1-030 | 07 | EN

2000


3.2004

General

Aerzen VMY-screw compressor with oil injection and integrated volume control have been designed for intake volume flows from 500 m³/h up to 8900 m³/h and for an overpressure - single stage - up to 20 bar.

(Higher pressures on request).

In vacuum operation, intake pressures up to 1 mbar abs. can be reached in a single stage.



Fields of application

The VMY-screw compressor units are designed to suit the requirements of a wide range of applications for the process gas industry. Originally conceived to operate in closed loop refrigeration systems (NH₃, refrigerants, helium), this type of compressor has acquired a strong position in the process market (chemical, petrochemical, power generation industries). Used for the compression of natural gas, inert gases, ammonia, helium, hydrocarbons, HCL, CO₂, mixed - and process gases this compressor type provides an optimal adaptation to the actual case of operation which is also due to its integrated and automatic infinitely adjustable capacity control. The cooling achieved by the oil injection enables the compressor to cope with fluctuations in flow, temperature and pressures.

a) VMY - compressor stage

Sizes

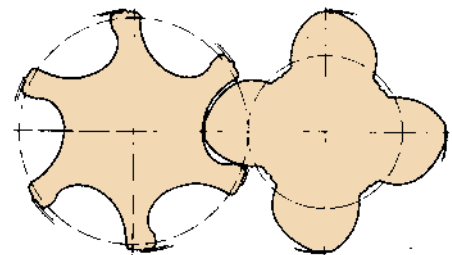
The VMY-screw compressors are available in 12 sizes.

Design and principle of operation of the compressor stage

The gas flows through the VMY compressor from top to bottom. The rotors are positioned horizontally in the housing. The gas compression takes place in progressively reduced chambers formed between the lobes of the intermeshing rotors and the cylindrical walls of the compressor housing.

female rotor

male rotor




„36“ - series

The male rotor directly drives the female rotor; there are no timing gears. The oil injected into the compression chamber provides ample lubrication and removes most of the heat of compression. The clearances between the rotors and the housing are filled with oil, preventing backflow and thereby improving the volumetric efficiency. Radial loads are handled by sleeve bearings. These are generously dimensioned to deal with the heaviest loads and being located adjacent to the compression chamber their short span prevents rotor deflection under high differential pressures. The rotors are axially located by anti-friction bearings. The high axial loading exerted on the male rotor is greatly reduced by means of a hydraulic compensating piston.

Infinitely variable capacity control

All VMY compressors, as standard production machines, are equipped with a capacity regulator allowing the flow to vary between 100 and 20 %. The slide valve for the capacity control is integrated into the compressor housing and located just below the rotors.



Hydraulically actuated, it slides parallel to the rotors towards the discharge side, uncovering an opening through which a proportionally smaller or larger volume of gas is allowed to flow back, uncompressed, to the inlet. The power required is reduced, determined by the flow rate regulation, which is nearly in proportion to the partial load volume flow. Therefore, energy saving, economic operation is achieved.

Unloaded start

Starting under minimum torque load conditions can be achieved by a controlled „zero flow“ (idle) setting of the capacity regulator.

Lubrication of the entire unit is ensured by a gear-type pump, flanged onto the compressor and driven by the female rotor.

The VMY compressor housing sections and the drive shaft are sealed by means of O-rings and a mechanical seal. Allowing the standard machine to be used up to 25 bar internal static pressure.

The housing cooling is effected by means of ambient air.

b) VMY-package

The gas and the oil injected into the compressor stage are discharged into the oil reservoir where due to the drop in flow speed, most of the oil is separated from the gas. The remaining oil is separated in the enclosed oil/gas separator. Depending on requirements and expenditure oil carryover down to ≤ 1 ppm can be achieved, the standard package is designed for oil carryover down to ≤ 5 ppm. The gear type oil pump mechanically driven by the compressor stage circulates the oil from the reservoir, it is filtered and cooled before it enters the lubrication points, i.e. bearings, mechanical shaft seal and oil injection point, as well as the volume slide, hydraulic control unit. Due to the compressor stage mounted onto the oil reservoir as well as the lateral arrangement of the components (cooler, separator, etc.) a compact installation of the unit can be guaranteed.

All components are mounted on a common base frame. Thereby shortest assembly periods can be guaranteed for the unit at site.

The unit design can be effected acc. to the following guidelines:

- DIN / EURO - standards
- NACE
- AD - regulations
- TEMA - standard
- ASME - standard
- API - guidelines

Control and instrumentation

The monitoring and fuse protection of the operating data are effected via pressure transmitter and resistance thermometer.

The measuring values are indicated via a display in the control cabinet.

Control devices can be supplied by various well-known manufacturers.

Installation

As there are no reciprocating components and because all oscillating parts are dynamically balanced, there are no imbalances within the machine. Consequently, no particular foundations are required. The installation can either be rigid or flexible. The transmission of both structure borne noise and vibrations is avoided by the installation of anti-vibration mounts. Flexible connections such as bellow expansion joints or expansion loop between the compressor package and the plant piping are required.

Noise

Due to the low rotor tip speed and oil injection, the noise level emitted is of the same magnitude as that of the electric motor. An acoustic hood can be supplied on request.

Quality

Experience in the production of twin shaft positive displacement machines is also reflected in quality assurance. Since 1990, Aerzener Maschinenfabrik counts itself among the manufacturers capable of certifying quality assurance to ISO 9001.

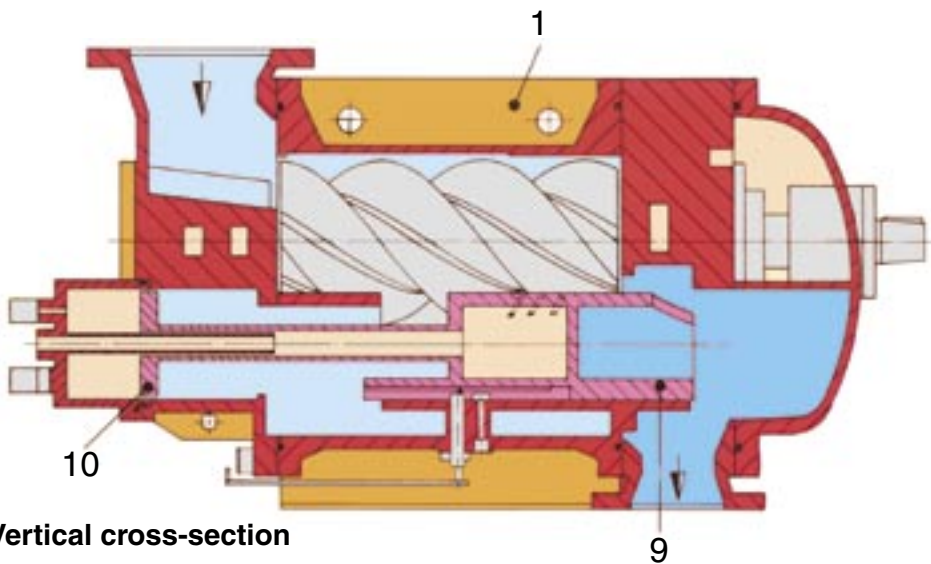
Scope of supply VMY package

- starting strainer
- compressor stage
- oil supply, existing of:
 - oil reservoir, designed as oil separator
 - oil pump
 - double oil filter
 - oil temperature control valve
 - oil cooler water-cooled, alternatively air-cooled
- separate oil separator
- base frame
- control and instrumentation

Options:

- integrated gas cooler
- fine separation ≤ 1 ppm remaining oil content
- acoustic hood
- driving motor

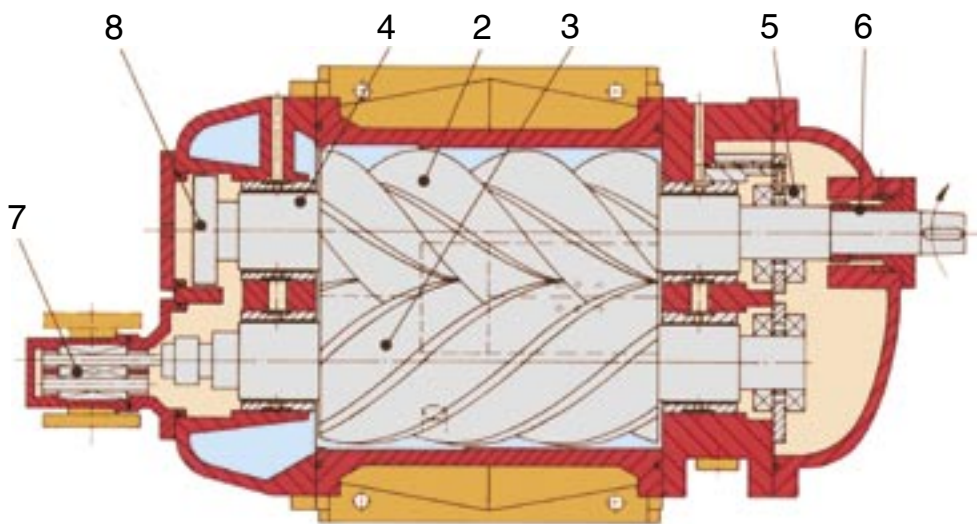
		
<h1>CERTIFICATE</h1>		
DNV ZERTIFIZIERUNG UND UMWELTGUTACHTER GMBH certifies that the company		
		
Aerzener Maschinenfabrik GmbH at the site Reherweg 28 D-31855 Aerzen has established a quality system in conformity with EN ISO 9001 : 2000 This Certificate is valid for: development, production, sale, assembly and maintenance of: Rotary Piston Blowers (Roots Type) Screw Compressors Rotary Piston Gas Meters Further clarifications regarding the scope of this certificate and the applicability of ISO 9001 : 2000 requirements may be obtained by consulting the certifier company. This Certificate is valid until: 2005-02-28 Certificate-Registration-No.: CERT-11687-2002-AQ-ESN-TGA Essen, 2002-03-12  M. Fröhlich Manager Essen, 2002-03-12  TGA-ZM-004/02-00 K. Herzog Leit-Auditor This Certificate is only valid in connection with the original Certificate CERT-11687-21-02-AQ-ESN-103 Seite 38 G.E. 4 PRJ/2006-99-CRT-ESN		



Vertical cross-section

Main components

- 1 Cylinder
- 2 Male rotor
- 3 Female rotor
- 4 Radial bearing
- 5 Axial bearing
- 6 Mechanical seal
- 7 Oil pump
- 8 Balancing piston
- 9 Capacity control slide valve
- 10 Hydraulic piston



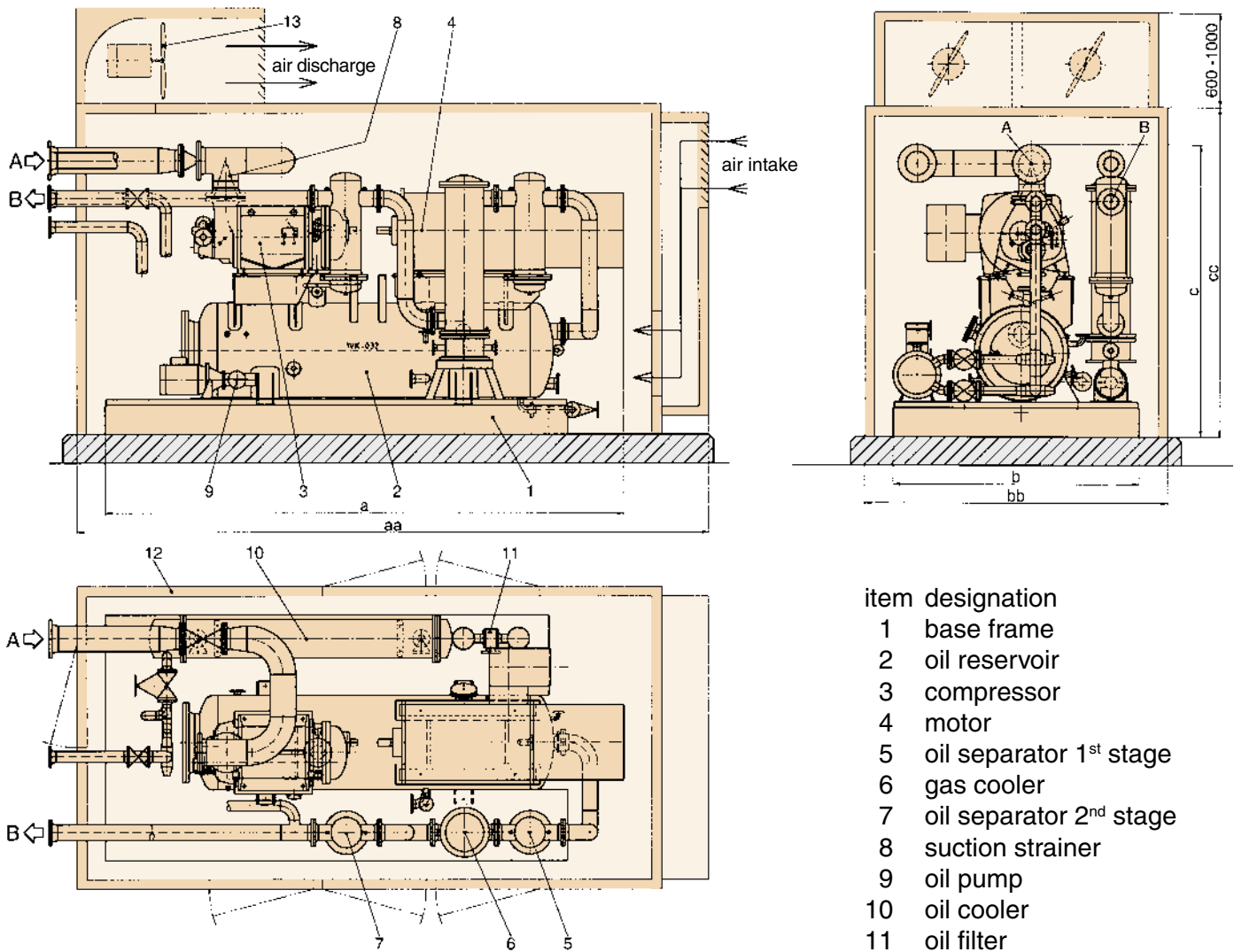
Horizontal cross-section

Intake volume flows Q_1 (m³/h)

Operating pressure [bar]		VMY 236			VMY 336			VMY 436			VMY 536		
		B	M	H	B	M	H	B	M	H	B	M	H
8	Q_1 [m ³ /h]	1045	800	595	2170	1635	1240	4150	3150	2420	8910	6620	5185
16	Q_1 [m ³ /h]	-	780	575	-	1575	1195	-	3050	2355	-	6400	5025
20	Q_1 [m ³ /h]	-	-	565	-	-	1180	-	-	2355	-	-	4950

Intake volume flows at 20 °C, 1,0 bar, 2950 rpm, air

Dimensions and connection points data




- item designation
- 1 base frame
 - 2 oil reservoir
 - 3 compressor
 - 4 motor
 - 5 oil separator 1st stage
 - 6 gas cooler
 - 7 oil separator 2nd stage
 - 8 suction strainer
 - 9 oil pump
 - 10 oil cooler
 - 11 oil filter
 - 12 acoustic hood
 - 13 ventilation fans

Dimensions not binding !

Type	a	b	c	aa	bb	cc	Gas intake	Gas discharge	Weight* [kg]
VMY 236	4000	1500 - 2100	2400	5000	2100 - 2800	2800	DN 150	DN 80	6000
VMY 336	4500	1500 - 2200	2700	5000	2100 - 2800	3100	DN 200	DN 100	8000
VMY 436	5000	1800 - 2300	3000	6000	2500 - 2900	3500	DN 250	DN 150	11000
VMY 536	5500	2000 - 2600	3300	6000	2500 - 3200	3600	DN 300	DN 200	14000

* without acoustic hood, without motor



VMY 336 H - compression of nitrogen, design acc. to ASME - standard



VMY 336 M - compression of natural gas

A good address, everywhere

Federal Republic of Germany

Aerzener Maschinenfabrik GmbH · Reherweg 28
31855 Aerzen / Germany
Tel. 0 51 54 8 10
Fax 0 51 54 8 11 91

Vertriebsbüro Nord
Weißer Kamp 23
29683 Bad Fallingb.ostel
Germany
Tel. 0 51 62 98 13-0
Fax 0 51 62 98 13 20

Vertriebsbüro Ost
Klosterstraße 8-9,
13581 Berlin / Germany
Tel. 0 30 36 75 84-6
Fax 0 30 36 75 84 80
Zweigbüro:
Residenz im Park Nr. 12
04824 Beucha / Germany
Tel. 0 3 42 92 7 52 35
Fax 0 3 42 92 7 49 36

Vertriebsbüro Mitte
Erfurter Straße 2
63796 Kahl / Germany
Tel. 0 61 88 91 04-0
Fax 0 61 88 91 04 20

Vertriebsbüro Süd
Föhrenweg 1
89275 Elchingen / Germany
Tel. 0 73 08 96 08-0
Fax 0 73 08 96 08 20

Vertriebsbüro West
Taubenstraße 12
42551 Velbert / Germany
Tel. 0 20 51 98 54-0
Fax 0 20 51 98 54 18

Otto Zimmermann GmbH
Untertürkheimer Straße 9
66117 Saarbrücken
Germany
Tel. 0 6 81 5 80 07-0
Fax 0 6 81 5 80 07 43

Europe

Aerzen Belgium NV
Zone Guldendelle
A. De Coninckstraat 11
3070 Kortenberg / Belgium
Tel. ++ 32 2-7 57 22 78
Fax ++ 32 2-7 57 22 83
for Belgium and Luxembourg

Aerzen-France S.A.S.
10, Avenue Léon Harmel
92168 Antony Cedex
France
Tel. ++ 33 1-46 74 13 00
Fax ++ 33 1-46 66 00 61
for France, Algeria, Morocco and Tunisia

Aerzen Machines Ltd.
Aerzen House, Langston Road
Loughton, Essex, IG10 3SQ
United Kingdom
Tel. ++ 44 20 85 02 81 00
Fax ++ 44 20 85 02 81 02

Aerzen Nederland B.V.
Bedrijventerrein
Nieuwgraaf 124
6921 RL Duiven
The Netherlands
Tel. ++ 31 26-311-26 41
Fax ++ 31 26-311-73 69

Aerzen (Schweiz) AG
Zürcherstrasse 300
8500 Frauenfeld
Switzerland
Tel. ++ 41 52-7 25 00 60
Fax ++ 41 52-7 25 00 66
for Switzerland and Liechtenstein

Aerzen Iberica S.A.
c/Urogallo 13
28946 Fuenlabrada / Spain
Tel. ++ 34 91-6 42 44 50
Fax ++ 34 91-6 42 29 03

Aerzen Iberica S.A.
Rua: Sacadura Cabral, 216, 7º B
2765-349 S. João do Estoril
Portugal
Tel. ++ 3 51 21 4 68 24 66
Fax ++ 3 51 21 4 68 24 67

Aerzen Austria
Handelsges. m.b.H.
Gewerbepark Tresdorf II/1
2111 Tresdorf / Austria
Tel. ++ 43 22 62 7 43 88
Fax ++ 43 22 62 7 43 99

Aerzen Svenska AB
Östra Bangatan 20
19560 Arlandastad
Sweden
Tel. ++ 46 8-59 12 21 90
Fax ++ 46 8-59 11 72 09

Aerzen Polska S.A.
Ul. Marconich 9/17
02-954 Warszawa / Poland
Tel. ++ 48 22 642 29 09
Fax ++ 48 22 642 33 08

Aerzen Slovakia S.R.O.
Mariánska 17
90031 Stupava / Slovakia
Tel. ++ 4 21 2 65 93 46 94
Fax ++ 4 21 2 65 45 71 01

Aerzen Hungária Kft.
Bécsi út 52.III./4.
1036 Budapest / Hungary
Tel. ++ 36 14 39 22 00
Fax ++ 36 14 39 19 22

Aerzen Cz s.r.o.
Namesti TGM 729/7
69002 Breclav
Czech Republik
Tel. ++ 42 05 19 32 66 57
Fax ++ 42 05 19 32 66 58

Oy Ilmeco AB
Mäntytie 21
00270 Helsinki / Finland
Tel. ++ 3 58 9-4 77 21 22
Fax ++ 3 58 9-4 77 22 25

Bran & Luebbe AS
Sandviksveien 22
1363 Høvik / Norway
Tel. ++ 47 67 83 26 50
Fax ++ 47 67 83 26 51
for Norway and Iceland

Hans Buch A/S
Roskildevej 8-10
2620 Albertslund / Denmark
Tel. ++ 45 43-68 50 00
Fax ++ 45 43-68 50 50

MANGRINOX S.A.
14, Grevenon Str.
11855 Athens / Greece
Tel. ++ 30 210-3 42 32 01-3
Fax ++ 30 210-3 45 97 67

Alfonso Savoia Figli s.a.s.
di Savoia Alberto & C.
Via Vittor Pisani, 28
20124 Milano / Italy
Tel. ++ 39 02-67 07 52 77
Fax ++ 39 02-67 07 50 03

Cankat Mümessillik
ve Dis Ticaret Ltd. Sti
Baglarbas-Mahir Iz Cad.
No: 28, Kat. 2 D:6
34662 Uskudar / Istanbul
Turkey
Tel. ++ 90 2 16-4 74 20 67
Fax ++ 90 2 16-4 74 54 06

HAFI
Engineering & Consulting
Gesellschaft m.b.H.
Mühletorplatz 4-6
6800 Feldkirch / Austria
Tel. ++ 43 55 22-7 79 24-0
Fax ++ 43 55 22-7 49 38
for the remaining countries in Eastern Europe

Brasil, Mexico, USA and Canada

Aerzen do Brasil Ltda.
Rua Howard Archibaldi
Acheson Jr. N° 615
Jardim da Glória, Cep 06711
280 Cotia, SP / Brasil
Tel. ++ 55 11-46 12 40 21
Fax ++ 55 11-46 12 02 32

Aerzen México
Av. San Rafael 31
Fraccionamiento Industrial
Lerma
52000 Estado de México (Toluca) / México
Tel. ++ 52 72 82 82 55 08
Fax ++ 52 72 82 82 51 97

Aerzen USA Corporation
645 Sands Court
Coatesville, PA 19320 / USA
Tel. ++ 1 610-3 80 02 44
Fax ++ 1 610-3 80 02 78

Aerzen Canada Blowers
Compressors Inc.
1995 Montée Labossière
Vaudreuil, Quebec J7V8P2
Canada
Tel. ++ 1 450-4 24-39 66
Fax ++ 1 450-4 24-39 85

We would be pleased to provide the addresses of our representatives in the remaining continents, upon request.



Aerzener Maschinenfabrik GmbH

Reherweg 28 · 31855 Aerzen / Germany – P.O. Box 1163 · 31849 Aerzen / Germany

Phone ++ 49 51 54 / 8 10 · Fax ++ 49 51 54 / 8 11 91 · <http://www.aerzener.com> · E-mail: info@aerzener.de